

DETERMINING THE BEST ELLIPTIGO BIKE FOR YOU

Once again we sincerely apologize about the Arc recall. We know that being told to stop riding your Arc was very disappointing.

Simply put, we want nothing more than to get you riding again and to keep you a part of our growing community.

To that end, in addition to the wealth of information available on [our website](#), this document is designed to help you understand the other ElliptiGO bike models available and help you determine which one would be the best fit for you.

The good news is that every ElliptiGO bike model provides all of the same benefits as the Arc. You really can't go wrong.

BENEFITS COMPARISON CHART

	SUB	RSUB	MSUB	ARC	3C	8C	11R
Low-impact exercise	●	●	●	●	●	●	●
Comfortable riding position	●	●	●	●	●	●	●
Great visibility for enhanced safety	●	●	●	●	●	●	●
Efficient & effective workout	●	●	●	●	●	●	●
Ideal for long-distance rides	◐	◐	◐	◐	◐	●	●
Hill climbing capability	◐	●	●	◐	◐	●	●
Ideal for bad knees or hips	◐	◐	◐	◐	●	●	●
Balanced muscle activation	◐	◐	◐	◐	●	●	●
Terrain	Road	Road	Road/ Off-Road	Road	Road	Road	Road

COMPARISON VIDEOS

ELLIPTIGO®

As you consider which model would be the best fit for you, we recommend you start by [taking our bike finder quiz](#) and then encourage you to **watch these three videos**:

COMPARING OUR ELLIPTICAL BIKES VS OUR STAND UP BIKES



COMPARING OUR ELLIPTICAL BIKES (3C, 8C, 11R)



COMPARING OUR STAND UP BIKES (SUB, RSUB, MSUB)



We appreciate that these resources do not reference ElliptiGO Arc models, so to help you better understand how your ElliptiGO Arc compares to the available models, please reference the information on the following pages.





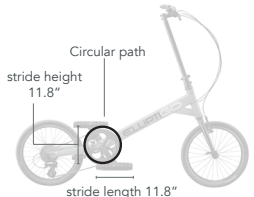

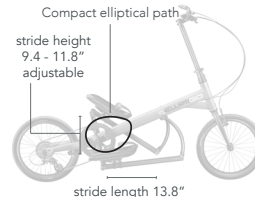
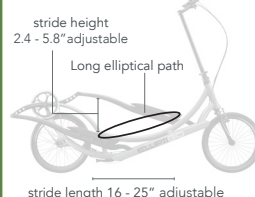
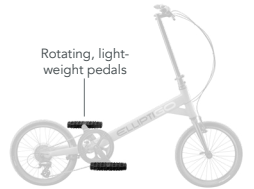
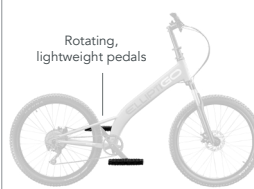
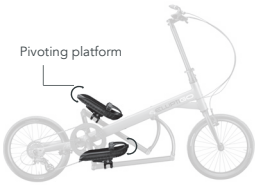

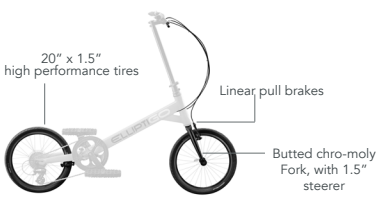

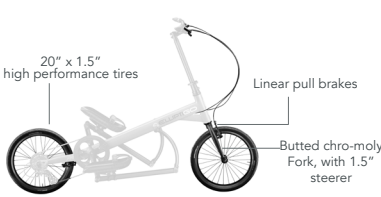

ARC CONSIDERATION TABLE



Use this table to better understand the differences between our elliptical bikes and our stand up bikes for the factors that matter to you.

ELLIPTICAL BIKE FAMILY	CONSIDERATION	STAND UP BIKE FAMILY
Similar to the Arc, all three of our elliptical bikes (3C, 8C, and 11R) are meant for the road.	DO YOU WANT TO RIDE ON THE ROAD OR OFF-ROAD?	Have you dreamed of riding your Arc off-road and on trails? If so, then our Mountain Stand Up Bike (MSUB) can take you there, with front suspension and knobby 27.5" tires. If you are sticking to the roads, the SUB and RSUB are more than capable, with the RSUB offering a superior riding experience given the bigger 700c tire size.
The 8C and the 11R are both great for climbing hills, with the 11R being the most capable elliptical bike model. The 3C model has limited gears for hill climbing, so if you have significant hills in your area, it is not going to be a great fit.	GOT HILLS?	All stand up bike models are climbers and can climb hills similar to your Arc.
If you are unsatisfied with the compact stride of the Arc and are looking for an experience that more closely emulates running or the indoor elliptical trainer, then a 3C, 8C or 11R will be the ticket. Riding these bikes feels "like running on air".	DESIRED MOTION / EXPERIENCE?	If emulating the running experience or the indoor elliptical machine is not important, and you are looking for a motion/ experience similar to your Arc, then one of our stand up bikes would be a great fit.
The elliptical bikes provide a much more balanced leg muscle activation compared to the Arc or SUB models, which focus more on your quadriceps. The elliptical bikes do a better job of working your glutes and hamstrings, and like the Arc and SUB families, also work your core and upper body.	DESIRED MUSCLE ACTIVATION?	If you loved your Arc for the full-body workout including the emphasis on the quadriceps, the stand up bikes will not disappoint. The muscle activation of the stand up bike family is very similar to the Arc family.
If you had any joint pain or discomfort on your Arc, then a 3C, 8C or 11R will probably be better for you as they are the gentlest on the knees, hips, and back.	ANY KNEE, HIP OR BACK LIMITATIONS?	If you had any joint pain or discomfort on your Arc, you should expect a similar experience on a stand up bike. If you didn't, then you should have no issues on any of the stand up bike models.
Our elliptical bikes are a couple inches longer and a few pounds heavier than the Arc models, but they have a removable steering column (folding steering column on the 11R) and will fit in any SUV, and most sedans and hatchbacks. There are also a number of racks available for transport.	PORTABILITY?	Our stand-up bike models range in size with the SUB being our most compact and lightest weight of all ElliptiGO models. The RSUB And MSUB are both lighter than the Arc models but are a couple inches longer. All stand up bike models are compatible with various racks options.
Year after year, our elliptical bikes continue to be the most popular models we sell. They simply provide the best low-impact cardio workout you can get, indoors or outdoors. If you can afford the upgrade to an elliptical bike, you will not be disappointed.	BUDGET?	If your budget is tight for an upgrade, you'll want to consider our stand up bike models. They are what replaced the Arc family and provide a great workout experience at about the same cost.

The following chart provides additional details and visuals highlighting the similarities and differences between the Arc and the other ElliptiGO models available.

				
	ElliptiGO SUB	ElliptiGO RSUB MSUB	ElliptiGO Arc 8	ElliptiGO 3C 8C 11R
PEDAL MOTION	 <p>Circular path stride height 11.8" stride length 11.8"</p> <p>Enjoy a familiar circular pedal stroke similar to a conventional bike, but with more comfortable positioning. Works quadriceps more than our long-stride models.</p>	 <p>Circular path stride height 11.8" stride length 11.8"</p> <p>Experience the circular pedal stroke you know in an brand new way on the RSUB and MSUB. Works quadriceps more than our long-stride models.</p>	 <p>Compact elliptical path stride height 9.4 - 11.8" adjustable stride length 13.8"</p> <p>Compact stride models blend the motions of an elliptical machine and a stepper into one. Works quadriceps more than our long-stride models.</p>	 <p>Long elliptical path stride height 2.4 - 5.8" adjustable stride length 16 - 25" adjustable</p> <p>Long-stride models deliver a running-like experience and balanced muscle activation. These models feature adjustable stride lengths, are the easiest on joints, and are adept for longer rides.</p>
FOOT PLATFORM	 <p>Rotating, lightweight pedals</p> <p>Custom pedals offer a lightweight, responsive design, engineered to channel energy into motion while rising up to ride.</p>	 <p>Rotating, lightweight pedals</p> <p>Create power and motion with custom lightweight, responsive pedals designed for riding tall on the trail.</p>	 <p>Pivoting platform</p> <p>Pivots with the angle of your foot to provide versatility in different riding styles.</p>	 <p>Fixed foot platform</p> <p>Provides stability and comfort and delivers optimal power transfer; multiple foot positions allow targeting different muscle groups.</p>
KEY COMPONENTS	 <p>20" x 1.5" high performance tires Linear pull brakes Butted chro-moly Fork, with 1.5" steerer</p>	 <p>27.5" x 2.2" knobby tires (700x40c tires on RSUB) Air suspension Fork, 100mm travel, variable damping (MSUB only) Mechanical Disc Brakes</p>	 <p>20" x 1.5" high performance tires Linear pull brakes Butted chro-moly Fork, with 1.5" steerer</p>	 <p>20" x 1.5" high performance tires Linear pull brakes Butted chro-moly Fork, with 1.5" steerer</p>

STILL CONFUSED OR UNCERTAIN ABOUT WHAT MODEL WOULD BE THE BEST FIT FOR YOU?

ASK OUR COMMUNITY / www.elliptigo.com/community



We encourage you to ask our amazing community. The 5,000+ member [ElliptiGO Facebook group](https://www.facebook.com/elliptigo) is the most inspiring, inclusive and supportive group [out there]. We guarantee that if you post a question to the group, you will be pleasantly surprised by the number of responses and invaluable insights you get in return.

READ REAL REVIEWS / www.elliptigo.com/reviews

Take their word for it, not ours. [Read over 500 reviews](#) from real customers, sharing what they love (and don't love) about each model.



ElliptiGO® SUB
★★★★★ 70 Reviews



ElliptiGO® RSUB
★★★★★ 52 Reviews



ElliptiGO® MSUB
★★★★★ 46 Reviews



ElliptiGO® 3C
★★★★★ 35 Reviews



ElliptiGO® 8C
★★★★★ 241 Reviews



ElliptiGO® 11R
★★★★★ 147 Reviews

FREQUENTLY ASKED QUESTIONS



WHY CAN'T YOU JUST REPLACE MY ARC?

We began phasing out the Arc models when we introduced the stand up bike family in 2018 and we stopped producing Arcs in 2020. We don't have any Arcs available to use as replacements.

HOW DO I UPGRADE?

As part of the recall process, you will be able to select a remedy. If you would like to upgrade to a new bike, all you need to do is select that option at the end of the recall process and you will receive a code you can use to apply the stated credit amount to your purchase of a replacement bike.

CAN I FINANCE THE UPGRADE?

Absolutely. Through Bread financing, we offer affordable monthly programs where you can pay for the upgrade over 12 months at 0% APR or up to 36 months at competitive interest rates.* [Learn More and Check Your Rate](#)

WHAT ARC ACCESSORIES WILL WORK WITH MY NEW ELLIPTIGO BIKE?

Any accessory you bought for your Arc should work with your replacement bike except the Arc toe cages, Arc road repair kit bag and Arc fender (unless you are replacing your Arc with a SUB (MSRP \$999), in which case the Arc fender and Road Repair Kit will work).

ARE THERE PARTS FROM MY ARC THAT I CAN REPURPOSE AND USE ON MY NEW ELLIPTIGO BIKE?

It depends on which model you buy, but there will likely be parts from your Arc that you will be able to use with your new bike as spare parts. For example, the tires and tubes that came with your Arc are the same ones that come with the SUB, 3C and 8C models. Similarly, the front wheel of the Arc can be used on any ElliptiGO except the RSUB and MSUB.

NEED MORE HELP?

For a personalized recommendation, contact one of our bike experts at info@elliptigo.com or 888.551.0117.

IS THE \$500 DIFFERENCE BETWEEN THE 8C AND THE 3C WORTH IT?

The 8C is our most popular model. We believe that is because it offers the best blend of price and performance. Compared to the 3C it delivers a much wider gear range, smoother shifting and closer intervals between gears. It also has ergonomic grips and bar-ends that offer multiple hand positions and a more comfortable riding experience. If you are going to be climbing hills, we are confident that you'll find the 8C to be worth every penny in comparison to the 3C.

IS THE \$1,000 DIFFERENCE BETWEEN AN 11R AND AN 8C WORTH IT?

If you read the [11R reviews](#), you'll see many customers who would give an emphatic, "yes." The 11R model is the top of the line and offers three significant benefits over the 8C.

1. **GEARING:** The 11R offers the widest range of gears with one additional climbing gear and two additional resistance gears compared to the 8C. This allows the 11R rider to climb the steepest of hills, have more resistance on flats, including the ability to pedal on most descents where riders of other models would have to coast.
2. **PORTABILITY:** The 11R is the only model with a folding steering column. This is a more elegant and convenient solution for transportation and storage than the removable steering columns used on all other models.
3. **SMOOTHEST RIDE:** The 11R drive arms are made of carbon fiber, which reduces vibration and make the 11R the lightest of the long strides at 39lbs. Once you start riding the 11R, it's hard to go back.

CAN I PURCHASE MY REPLACEMENT BIKE FROM MY LOCAL DEALER?

No. To use any available credit associated with the Arc recall, you'll need to purchase your replacement bike via www.elliptigo.com.